

SAM Art Card

with Kristen Retallick


sam

Shepparton Art Museum

Kristen Retallick lives in Nathalia on Yorta Yorta Country in Victoria. Kristen likes to explore the people, things and objects that live in the Goulburn Valley through her art practice.

ages: kids and families

Key words: imagine, environment, marking, write



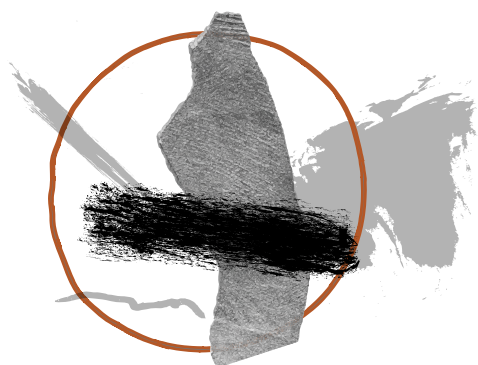
look

Take a look at your home environment. Is there anything in your backyard that will make a mark on paper? Maybe there is a cold burnt log in the firepit, or dirt you have used to plant some flowers or maybe a rubbing from a tree or the ground you can use. Maybe you can go for a walk to gather some sticks, grass or flowers.



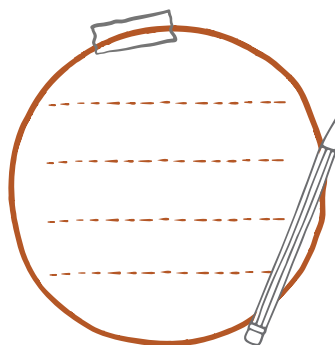
imagine

Use your imagination to fill in the outline of your marks. Keep in mind where your marks came from. Did you use charcoal? Well in that case, maybe you've created a fire breathing dragon! Did you use flowers or sticks? Maybe your thing lives in the backyard in the lawn, in-between the blades of grass.



make marks

Use your natural material and wrap it in a sheet of paper (you can use the back of this piece if you don't have another), press firmly to rub off some natural material on the paper, leaving marks all over. If you unwrap your piece of paper and there are not many marks, add some yourself!



describe

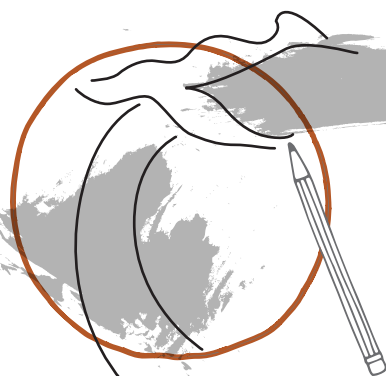
Tell the story of the place, thing or person you have created. Where do they live? Do they have any friends? How old are they? What do they like to spend their time doing?

name _____

age _____

home _____

their story _____



connect the dots

Using your pencils, connect the marks you have made. What does this outline look like? Does it look like someone you know or could imagine? Maybe it's a place or thing?

Share your art with us! #SAMSketch



530 Wyndham Street, Shepparton VIC 3630
t (03) 4804 5000 e info@sheppartonartmuseum.com.au
sheppartonartmuseum.com.au